

# Fresh Approach Collective Worship Planning

## Year 3 Term 6




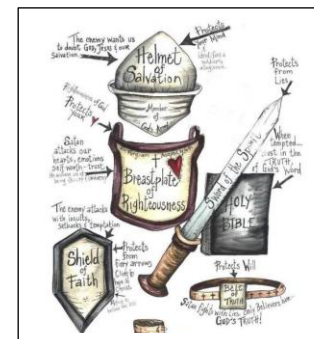
This is a term of worship which helps us to learn from what St Paul wrote in his epistles (letters) to the first churches that were set up by the earliest followers of Jesus. The messages hold true no matter what is happening in our lives – Paul was a follower of Jesus who was asked by God to do some really difficult and costly things. He writes about the joy and blessings which were part of his life as well as the challenges which came his way. Through it all, he held firm to the love of God:

*Love patiently accepts all things. It always trusts, always hopes, and always continues strong. (1 Corinthians 13 v 7)*

May we live this message day by day in our schools and beyond.

### Easter to Pentecost Walking with St Paul

<b>Week 1</b>	Waiting well no matter what
<b>Week 2</b>	Paul: never give up
<b>Week 3</b>	Paul's good advice
<b>Week 4</b>	Paul's pictures – Armour
<b>Week 5</b>	Paul's pictures – The Body
<b>Week 6</b>	Paul's pictures – what love is like
<b>Week 7</b>	Paul's Prayers and Blessings – The Grace and others







**CLOSING PRAYERS**  
 May the grace our Lord  
 Jesus Christ, and the love of  
 God, and the fellowship of  
 the Holy Spirit be with us  
 all, now and evermore.  
 Amen.



## Collective Worship Plan – Year B Term 6

*Please note: These are just ideas to support your own planning – please change, adapt and tweak for your school and children. You do not have to follow these plans exactly as they have been written. Please ensure you watch any video clips to ensure they are suitable for your context, and be aware of any copyright relating to resources/links.*

Liturgical colour	Monday Whole school	Tuesday Whole school	Wednesday Whole school/singing worship	Thursday Worship in the classroom	Friday Celebration worship
	<p><b>Wait patiently and something surprising might happen</b> <b>John 21: 3-14</b></p> <p>I wonder if you find it easy to wait. Can you think of particular times when waiting has been easy or waiting has been hard? I wonder if some good can come out of waiting.</p> <p>Jesus’ disciples waited after Easter Day, not really knowing what would happen next – the surprising thing that happened was that Jesus appeared to them many times. One account in the Bible is the story of how the disciples were fishing (lots of them were fishermen when they met Jesus) but they had caught nothing. When Jesus spoke to them from the shore and told them where to cast their big fishing net, there were hundreds of fish in it. They all ate the fish with bread for breakfast on a beach! Find it in a Bible John 21:3-13) or use pictures <a href="https://www.freebibleimages.org/illustrations/sb-resurrection-breakfast/">https://www.freebibleimages.org/illustrations/sb-resurrection-breakfast/</a></p>  <p>I wonder how amazing that special time with Jesus was. Say thank you to God that surprising things can happen when we wait and ask for help to be patient in times of waiting.</p>	<p><b>Wait patiently even in sad times</b> <b>Acts 1:9-11</b></p> <p>Not all our waiting has a happy ending like the one for the disciples yesterday. Some people have to wait when someone they love is ill. After waiting, some people have to say goodbye to special people who die. Spend a moment thinking about those people who are no longer here and for all they meant to their families and friends.</p> <p><b>This should be dealt with sensitively using knowledge of context.</b></p> <p>Jesus’ disciples had to say goodbye to him when he went back to be with God. Some of the disciples might have thought that Jesus was going to be with them for longer. The Bible says that, as the disciples were watching, Jesus was lifted up and a cloud hid him from their sight and that, as he was going, the disciples were looking into the sky (the Church celebrates this as the Ascension of Jesus). Do you think that the disciples were happy or sad? I wonder if we can be both of these things at the same time when we say goodbye to someone who has died.</p> <p>Perhaps this story would help you to think about this? <a href="https://www.youtube.com/watch?v=tRTRABHJTbo">https://www.youtube.com/watch?v=tRTRABHJTbo</a></p> 	<p><b>Wait patiently and something amazing might happen</b> <b>Acts 2: 1-4</b></p> <p>Before Jesus left them, he told them that they must wait in Jerusalem to ‘receive a promise’ but Jesus did not say what the promise was going to be. I wonder how they would have felt when they heard this. I wonder how you feel when someone says that you have to wait for a secret surprise. Perhaps someone could wrap up a surprise and hide it somewhere so that you wait and be amazed at the end of your worship time when you find and open it.</p> <p>Read the account of Pentecost (this event happened fifty days after Easter Sunday) – see below for some images to use with the account in Acts. I wonder what you think the promise was. I wonder how the disciples would have felt about the flames and what they would have said to each other. <a href="https://www.artbible.info/art/large/949.html">https://www.artbible.info/art/large/949.html</a> <a href="http://www.titian.net/pentecost/">http://www.titian.net/pentecost/</a> Chinese artist He Qi <a href="https://www.bibleodyssey.org/image-gallery/holy-spirit-coming/">https://www.bibleodyssey.org/image-gallery/holy-spirit-coming/</a> Jim Whalen <a href="https://fineartamerica.com/featured/pentecost-jim-whelen.html">https://fineartamerica.com/featured/pentecost-jim-whelen.html</a></p> <p>Take time to be thankful for all the good surprises that come your way and think of how you could surprise others – not necessarily with things that cost money but with kindness.</p>	<p><b>Wait patiently and something amazing might happen</b> <b>Acts 2:5-12</b> <i>Think about diversity through language with thankfulness in an age-appropriate way today</i></p> <p>I wonder if you can remember the amazing things that happened after the disciples waited in Jerusalem. If we read on in the account, there is a long list of people from all over the known world who were visiting Jerusalem. The Bible says that the gift of the Holy Spirit meant that the disciples could speak to them all in their many, many languages.</p> <p>I wonder if you can speak a language other than English or if you learn another language at home or at school. How long does it take to learn another language? Can you speak it after just a few lessons? It usually takes a very long time. The disciples could tell the amazing story of Jesus to everyone because language was not a barrier and then those people could go back home and spread the good news.</p> <p>Think about the words you use every day – every word we say is having some sort of effect on the person hearing us.</p> <p>Look up some encouraging words (eg ‘peace’) to say to others (like the good news of the disciples to their listeners) <a href="https://www.indifferentlanguages.com/words/peace">https://www.indifferentlanguages.com/words/peace</a></p>	<p><b>Celebrate</b> <b>Ecclesiastes 3:1</b></p> <p>Look outside or go outside if you can – whatever you see there, celebrate the wonder of it.</p> <p>We wait for each season of the year to come round in its turn (as Ecclesiastes 3:1 says) and, without fail, each season provides something new and fresh and beautiful. Focus on one thing that makes you feel happy – it could be a very tiny flower or the whole of the sky.</p>  <p><i>Dear God</i> <i>Thank you that you help us to wait because the waiting for the seasons always brings us joy and waiting can also teach us patience. AMEN</i></p>  <p>You might want to listen to or join in with this song <a href="https://www.youtube.com/watch?v=q_tpA2luE1g">https://www.youtube.com/watch?v=q_tpA2luE1g</a></p>

## Collective Worship Plan – Year B Term 6

Please note: These are just ideas to support your own planning – please change, adapt and tweak for your school and children. You do not have to follow these plans exactly as they have been written. Please ensure you watch any video clips to ensure they are suitable for your context, and be aware of any copyright relating to resources/links.

Week 2  
Create an interactive display about St Paul to help remember the story and also how much perseverance Paul had to show

### Saul becomes Paul on the road to Damascus

#### Acts 9: 1-19

This is one of the most dramatic stories in the whole Bible. It resulted in the conversion of the person who would become a faithful apostle of Christ and the most famous Christian missionary ever. Make sure there is 'drama' – either through your retelling, a presentation through live drama or <https://www.youtube.com/watch?v=9eRXq-cKmr0>

What sort of person was Saul before he met Jesus on the road to Damascus? How did he change? I wonder why Saul changed his name to Paul? I wonder if you know any other stories of people who changed when they met Jesus. I wonder if you can think of some of the different emotions that Saul went through as he decided to follow Jesus. I wonder if you can guess what Paul decided to do once he was well again.

We might not have the same experience as Saul, but we all have to learn to deal with big changes. I wonder if there are events that have brought changes for you. Moving house or school? Welcoming a new family member?

The Bible tells us that God never changes: Hebrew 13:8. Say a prayer thanking God for this promise which is about the same Jesus that met Saul on his journey and promises to be on our journey with us.

Two songs based on these words, in different styles:

<https://www.youtube.com/watch?v=8fH1f1OKf3I>  
<https://www.youtube.com/watch?v=bjOLDaSfIHQ>

### Lystra: Paul in danger, never giving up

#### Acts 14:8-20

If you want to see how far Paul travelled to spread the good news (gospel) of Jesus, <https://www.wednesdayintheword.com/pauls-missionary-journeys/>  
When Paul was on his travels (for more than 20 years), he often met opposition and, sometimes, violence. When he went to Lystra, he healed a crippled man. I wonder if this reminds you of any other episodes in the life of Jesus. Why do you think the people thought that Paul and his travelling companion Barnabas were Zeus and Hermes.



If pupils have studied the Greeks and Romans, they may have some ideas. Remember that the people had not heard about Jesus before. I wonder why Paul tries to talk to them about God who made all of creation and gives them their crops and food. I wonder if this is a message that would make sense to them as they had gods that they believed had done this. Paul was saying that he had good news about God whom he believed had done all these things for them. Not everyone understood what Paul was saying and some of them got very angry and threw stones at him (a common punishment at the time). They thought they had killed him but Paul survived and resumed his missionary travels with Barnabas.

Thank God for those who speak out with important truths and messages even when they are unpopular. Some Christians in the world are still punished when they do this <https://www.opendoorsuk.org/about/> (only use material if appropriate)

### Ephesus: Paul and the riot, never giving up

#### Acts 19:23-41

In Ephesus, a goddess called Artemis was worshipped. There was more drama in store for Paul here.



There was a huge temple and lots of money was made from selling statues of the goddess. Paul would have known it was dangerous to say that the goddess did not exist because there was only one true God. When he did that, there was a riot of the people, started by the silversmiths. Paul's friends were dragged to the court. But the magistrate could see that there was no real evidence against them, so Paul was again able to move on to take the gospel to Greece.

I wonder if there has ever been a time when you just had to say what was on your mind even if it was not popular or even if people did not want to hear it. Did saying that thing have consequences? That is what Paul did in Ephesus and, again, put himself and others in great danger. You should not have to do anything dangerous, but there might be something important to say to help, encourage or challenge somebody. Pray for courage and confidence at times when you need to speak out.

Use a song about courage that the pupils sing in school. Pray for people who will need courage today.

### Shipwreck, never giving up

#### Acts 27:39-28:11

<https://www.youtube.com/watch?v=U16uNUKNvVM> provides a brief summary of the account in Acts 27 and 28 about Paul's long sea journey, under arrest, to Rome where he was to appeal to the Roman emperor because of the charges that his enemies had brought against him for being a Christian (this was against Roman laws at the time). It was a long and treacherous journey but, at no point, did Paul lose his faith in Jesus, who protected him even when a deadly snake bit him. Many who saw his faith and heard him speak about Jesus believed in what he said.

I wonder if you would be as brave as Paul, who knew that he was going to be put into prison in Rome and then have to speak in front of the emperor. I wonder how you think Paul was feeling.

I wonder if you can think of times when you needed to be brave? I wonder if you have ever been hurt or helped someone who was hurt? There are times when you might have needed the help of others and the help of God to keep going and stay calm.

Sometimes it helps to listen to quiet and calming music at times when we are, anxious or afraid. For some Christians, listening to music helps them to pray and remember God's presence: <https://www.youtube.com/watch?v=ZugvUQ4m90U>

### Celebrate

#### Rome: Paul in prison, never giving up

#### Acts 28:30-31

When Paul finally arrived in Rome after a long and eventful sea journey, he was in prison for 2 years. However, he never stopped telling anyone who visited him or wrote letters to him about the Jesus he met on the road to Damascus and the good news that Jesus brought. (Although it is not certain, it is thought that Paul was executed in Rome for being a Christian).

Paul is an amazing example of perseverance. I wonder if you can think about some of the times when you have needed to persevere. I wonder if anything or anybody helped you to get through those times. It can seem strange to 'celebrate' things that are difficult. I wonder if it might help to do this.

Reflect on how we might persevere better if we are calm and thoughtful.





[https://en.wikipedia.org/wiki/Serenity\\_Prayer](https://en.wikipedia.org/wiki/Serenity_Prayer)




## Collective Worship Plan – Year B Term 6

*Please note: These are just ideas to support your own planning – please change, adapt and tweak for your school and children. You do not have to follow these plans exactly as they have been written. Please ensure you watch any video clips to ensure they are suitable for your context, and be aware of any copyright relating to resources/links.*

<p><b>Week 3</b></p> <p>Take the Bible verses out of envelopes or open scrolls to show that they were letters. Give opportunities for written and interactive responses to the advice given</p>	<p><b>Keeping in touch</b> <b>I Timothy 1:1-2</b> <i>From Paul, an apostle of Christ Jesus, by the command of God our Saviour and Christ Jesus our hope. To Timothy, a true son to me because you believe. Grace, mercy, and peace from God the Father and Christ Jesus our Lord.</i></p> <p>These words were written by St Paul in the first century CE. What sort of a document do you think they come from? (a letter – ‘Dear Timothy’). Prepare a set of short letters that have different purposes and ask pupils to come and read them out and guess why they were written <a href="https://www.wisebread.com/22-reasons-to-write-a-letter">https://www.wisebread.com/22-reasons-to-write-a-letter</a> Include one to encourage and one which solves a problem.</p> <p>After Paul was imprisoned in Rome, he still wanted to keep in contact with all the people he had met on his missionary journeys. There was no telephone or email, only letters, which took many months to arrive. Paul gave solutions to problems and encouragement in his letters. There are 13 of Paul’s letter in the New Testament.</p> <p>Timothy was young (Paul says he is a true son to him, but he was not his real son). He was a leader in his church in Ephesus but not everyone agreed with him and they were not living by following Jesus’ example and in the ways that Paul had encouraged them to do when he had visited. I wonder how you feel when other people seem to be doing the wrong things? I wonder if you try and help them to solve their problems?</p> <p>Spend some time reflecting on how you can do that – perhaps you could write a letter trying to help someone to solve a problem and encouraging them.</p>	<p><b>Finish the race!</b> <b>2 Timothy 4:7-8</b> In the next 4 acts of worship, we will look at some of the things in the two letters which Paul wrote to Timothy to support and encourage him and we will think about how they can help us too. It appears that Paul needed to write to Timothy because Timothy felt disheartened and wanted to give up.</p> <p>I wonder if you have ever taken part in a race. I wonder if you had to prepare and how you felt coming up to the start line.</p> <p>What if you had trained for 4 years or more for a race at the Olympic Games. Here is the story of a race for someone who did that: <a href="https://www.youtube.com/watch?v=kZlXWp6vFdE">https://www.youtube.com/watch?v=kZlXWp6vFdE</a></p> <p>That is an amazing story of someone who was determined to finish his race – no matter what. Paul tells Timothy that his life has been like a race to encourage Timothy to carry on no matter what, just like Derek in his race. Paul says <i>I have finished the race. I have kept the faith. Now, a crown is waiting for me. I will get that crown for being right with God.</i></p> <p>I wonder what race Paul is talking about and what help he had finishing. We know how hard it had been for Paul because we heard about his life story last week – he finished the ‘race’ despite all of that. But he also knows that he only managed that because he had help from God his father like Derek had help from his dad.</p> <p>Thank God for being with us in the whole of the race that is our life – at the beginning, all the way through the running and at the finish line too. You could use image of races and ‘You Raise Me Up’ for reflection (the track used on the clip above).</p>	<p><b>Do not argue!</b> <b>2 Timothy 2:23</b> I wonder what you get into arguments about and whether you manage to sort them out. No matter how young or old we are, we will argue with other people sometimes.</p> <p>That is what was happening in the church where Timothy was a leader. So he wrote to Paul and said ‘What do I do with the people who argue all the time?’ Paul wrote back – I wonder what you think Paul might have written in his reply to Timothy. I wonder what advice you would have given to Timothy.</p> <p>Paul said <i>Stay away from foolish and stupid arguments. You know that such arguments grow into bigger arguments.</i></p> <p>I wonder what Paul meant.</p> <p>I wonder if you have ever been in an argument which has grown into a bigger argument.</p> <p>You may have thought about the idea of words being like toothpaste before – once out, they cannot be taken back. Arguments are made up of lots of words that we cannot take back.</p> <div style="text-align: center;">  </div> <p>Pray for help to think before using words that might start an argument and wisdom for times when we need to try and resolve an argument. <a href="https://www.youtube.com/watch?v=ihvm6eLWZl">https://www.youtube.com/watch?v=ihvm6eLWZl</a></p>	<p><b>You are important!</b> <b>I Timothy 4:12</b> I wonder if anyone has ever said something like this to you ‘You are too young to know about..’ or ‘You are too young to help.. or ‘You are too young to join in’. I wonder how you felt or what you said.</p> <p>Some people thought that Timothy was too young to be a leader and to give them advice but Paul did not agree. In his first letter to Timothy, he wrote <i>You are young, but do not let anyone treat you as if you were not important. Be an example to show the believers how they should live. Show them with your words, with the way you live, with your love, with your faith, and with your pure life.</i></p> <p>I wonder what Paul meant. I wonder if there are ways that you can follow this advice from Paul no matter how young you are.</p> <p>We talked about words yesterday – I wonder if you can also show something of your love, your faith or your way of life to other people. This is advice to people of all ages – everybody needs to be humble and be able to see that everybody else is important in some way. I wonder how we show this in our school community.</p> <p>Spend some time thanking God for the contributions made by the youngest through to the oldest in your school. Ephesians 4:2 (another letter of Paul) might help you to do this.</p>	<p><b>Celebrate</b> <b>The right kind of wise!</b> <b>II Timothy 3:15</b> Collect lots of Bibles together – from the classrooms, from the library. Think about some of your favourite stories and sayings from the Bible.</p> <p>I wonder how these parts of the Bible help to make you wise.</p> <p>Paul says to Timothy, <i>The Scriptures are able to make you wise. And that wisdom leads to salvation through faith in Christ Jesus.</i></p> <p>In school, we read many different sorts of books and texts and they give us lots of different knowledge and understanding.</p> <p>I wonder how this is different to the ways in which the Bible can make us wise.</p> <p><i>Thank you, God, for everything that the Bible teaches that is able to make us wise. Help us to read it through ‘wise’ and ‘open’ eyes and ears so that we learn more about you and about the world around us.</i> <b>AMEN</b></p> <div style="text-align: right;">  </div>
---	---	--	--	--	--





## Collective Worship Plan – Year B Term 6

*Please note: These are just ideas to support your own planning – please change, adapt and tweak for your school and children. You do not have to follow these plans exactly as they have been written. Please ensure you watch any video clips to ensure they are suitable for your context, and be aware of any copyright relating to resources/links.*

<p><b>Week 4</b></p> <p><b>Make a display of the full armour of God. Add the important words about what each part of the armour represents. Encourage questions and comments to be added.</b></p>	<p><b>Stand Firm and Persevere: Wear the belt of truth</b> Ephesians 6: 14</p>  <p>This week looks at a picture which Paul painted, thinking about the time in which lived - where Roman soldiers were a common sight. Pupils need to understand that it is not about real fighting like a soldier in an army but fighting for what is right and true.</p> <p>It would be useful to set the context of this time in history. Jesus and Paul lived in the time of the Roman Empire.</p> <p>I wonder what you know about the Romans. I wonder if you know what a Roman soldier looked like.</p> <p><a href="http://www.primaryhomeworkhelp.co.uk/romans/armour.html">http://www.primaryhomeworkhelp.co.uk/romans/armour.html</a></p> <p>I wonder why Paul chose the picture of the Roman soldier to help the Ephesian church to understand more about the good news of Jesus. I wonder what the people in the church needed to 'fight' against. I wonder if there are clues when we see what the different parts of the armour represent.</p> <p>I wonder what we could do with the belt of truth. I wonder if there is a time when you needed the belt of truth.</p> <p>Use some images of times when people might be tempted not to be truthful. Invite everyone to consider what they might have done.</p> <p><i>Thank you, God, that you invite us to wear the belt of truth. Help us to be true to you and true to each other today.</i></p>	<p><b>Stand Firm and Persevere: Wear the breastplate of righteousness</b> Ephesians 6: 14</p>  <p>The Christians in Ephesus needed to stick to what was right and be good witnesses when their enemies said they were wrong.</p> <p>I wonder what part of our body is protected by a breastplate. I wonder which is the most vital organ that we need to protect here. If we listen to/sing a song like this one <a href="https://www.youtube.com/watch?v=imK7pAMf61E">https://www.youtube.com/watch?v=imK7pAMf61E</a></p> <p>we see that we talk about the heart as the place where our emotions and feelings are situated (Aristotle talked about this). The heart does respond to different emotions by, for example, speeding up if a person is angry.</p> <p>I wonder if you can think of any sayings that include mention of your heart.</p> <p><a href="https://www.dailywritingtips.com/70-idioms-with-heart/">https://www.dailywritingtips.com/70-idioms-with-heart/</a></p> <p>If our heart is about how we feel about ourselves and about others, I wonder if that helps us to understand why God's armour needs to protect it.</p> <p>Use these words to ask God to keep your heart strong in ways which are kind to yourself and to others.</p> <div style="background-color: #003366; color: white; padding: 5px; text-align: center;"> <p><b>PROVERBS 3:5-6</b>  <b>TRUST IN THE LORD WITH ALL YOUR HEART AND LEAN NOT ON YOUR OWN UNDERSTANDING; IN ALL YOUR WAYS ACKNOWLEDGE HIM, AND HE WILL MAKE YOUR PATHS STRAIGHT</b></p> </div>	<p><b>Stand Firm and Persevere: Wear the shoes of peace</b> Ephesians 6: 15</p>  <p>The Christians in Ephesus were small in number and needed to spread the good news of Jesus to all those around them. Paul gives them the important job of spreading the gospel of peace.</p> <p>Look at some different sorts of shoes. I wonder what the purpose of these different sorts of shoes might be. I wonder what sort of shoes a Roman soldier might have worn. I wonder how they helped him to be a better soldier. Our shoes help us to do the best job when we wear them for the purpose for which they were made.</p> <p>Paul urges soldiers who wear the shoes as part of the armour of God to spread the gospel (good news) of peace. I wonder how we can do that in our lives. I wonder how we can spread the gospel of peace in our local community, country and world.</p> <p>Sometimes it seems that we cannot have an impact on peace in the world – but we can pray</p> <p>This might help to show the school how to pray for peace in the world <a href="https://www.youtube.com/watch?v=UoEyJT-Rkjo">https://www.youtube.com/watch?v=UoEyJT-Rkjo</a></p> <p>Choose songs which focus on peace.</p> <p>Send the school out with a blessing of peace, for example, based on Philippians 4:7</p>	<p><b>Stand Firm and Persevere: Wear the helmet of salvation</b> Ephesians 6: 17</p>  <p>The Christians in Ephesus needed to be strong and not give up their faith in Jesus even when they were attacked and persecuted – they needed to show their allegiance which is what the helmet did for a Roman soldier.</p> <p>As with shoes, you could look at different hats for different purposes. I wonder why a soldier needs to wear a helmet. I wonder what protection it provides.</p> <p>Play a brain game to demonstrate how we remember and how precious our minds are – it might be between an adult and a child to show how good a young memory is – Kim's Game or My grandma went shopping and bought..... A B</p> <p>I wonder how you will use your brain and your mind today. I wonder if you can use your thinking for right and wrong reasons.</p> <p>Pray for God's help to use your mind in positive ways and make good choices which are beneficial for you and for others in school today.</p>	<p><b>Celebrate</b> <b>Stand Firm and Persevere: Carry the shield of faith and the sword of the Spirit</b> Ephesians 6: 16,17</p>   <p>Finish off 'dressing' the soldier with the things that help the soldier to fight the enemy. I wonder what we need to 'fight against' (not focussing on other people but on things that are wrong or difficult or tempting)</p> <p>Celebrate that the soldier is ready to face all that the opposition can present.</p> <p>Use this to celebrate all the good things that have happened in the week (all the achievements that have come in) and also refer to anything difficult that has been overcome, as appropriate for children.</p>
---	--	---	--	---	--

## Collective Worship Plan – Year B Term 6

Please note: These are just ideas to support your own planning – please change, adapt and tweak for your school and children. You do not have to follow these plans exactly as they have been written. Please ensure you watch any video clips to ensure they are suitable for your context, and be aware of any copyright relating to resources/links.

<p style="writing-mode: vertical-rl; transform: rotate(180deg);"><b>Week 5</b> Explore this picture visually and interactively. Build up a picture of a body over the week.</p>	<p><b>I need others</b> <b>I Corinthians 12:12-27</b></p> <p>This American clip featuring a puppet might help to introduce the idea of interdependence (up to 4 mins 44 secs). It works with ideas about people in a team rather than body parts. <a href="https://www.youtube.com/watch?v=IKOr84xwn2E">https://www.youtube.com/watch?v=IKOr84xwn2E</a></p> <p>Alternatively, use an acted out scenario of a team working together highlighting why we cannot work on our own. Or show objects with missing parts and discuss why they would not work.</p> <p>I wonder if you have ever been in a team or group when you have tried to work towards an important goal. I wonder how you succeeded or perhaps did not succeed working like this.</p> <p>Think of all the ‘teams’ in school – in your class, year group, Key Stage, whole school, worship leaders, school council, kitchen team, office team etc. (these will depend on the size of you school)</p> <p>I wonder how many different teams you rely on in school in just one day. I wonder how you can be the best part of the school body today.</p> <p>Pray for good team/body working today and think about setting up a school area where thank you and/or please prayers can be added for the parts of the school body (and used in Friday worship perhaps).</p> 	<p><b>Body image</b> <b>I Corinthians 12:12-27</b></p> <p><i>A person’s body is one thing, but it has many parts. Yes, there are many parts to a body, but all those parts make only one body (v12)</i></p> <p>This might work as an introduction to the idea of the Bible passage as the body needing all of its parts from 0:30 secs to 2:16 secs <a href="https://www.youtube.com/watch?v=uFSY-41pVzw">https://www.youtube.com/watch?v=uFSY-41pVzw</a></p>  <p>Alternatively, using your own Mr Potato Head would work too or a visual aid made by you or your worship team.</p> <p>I wonder if this is a good picture to help us to understand how different parts of one whole work together. I wonder if you can think of any other pictures of something that requires everything to work all together or it does not work well or does not work at all.</p> <p>I wonder how you could be a useful part of a ‘body’ today every time you work with someone else.</p> <p>You could give our different parts of a body to different people in each class and then the class can re-assemble and display it to remind them of the message and discuss how they will try and live out the message in their class for the rest of the day.</p>	<p><b>Eyes and ears</b> <b>I Corinthians 12:12-27</b></p> <p><b>Be sensitive to those who might have disabilities in exploring some of these ideas and adapt if necessary</b></p> <p>I wonder how many times you have used your eyes and ears so far today.</p> <p>I wonder if your eyes and ears have sometimes not worked as well as they should. I wonder what problems can arise if someone hurts their eyes or their ears.</p> <p>Use some activities which require pupils to look or listen carefully or in a particular way, such as Where’s Wally? or listening to different sorts of birdsong. Look at verses 16-19 of the reading. I wonder what Paul means when he says, ‘<i>The ear might say, “I am not an eye. So I am not part of the body.” But saying this would not make the ear stop being a part of the body. 17 If the whole body were an eye, the body would not be able to hear.</i>’ I wonder if this should help us to be more thankful for all the different jobs that the different parts of our body play. I wonder what is most important to you about your eyes and your ears.</p> <p>Have a quiet time where pupils use their eyes and ears to be thankful because they are two of the most important ways that they experience God’s world. <a href="https://www.youtube.com/watch?v=FGOCowOFuwI">https://www.youtube.com/watch?v=FGOCowOFuwI</a></p> 	<p><b>Feet and hands</b> <b>I Corinthians 12:12-27</b></p> <p><b>Be sensitive to those who might have disabilities in exploring some of these ideas and adapt if necessary</b></p> <p>I wonder how many times you have used your hands and feet so far today. I wonder if your hands or feet have sometimes not worked as well as they should. I wonder what problems can arise if someone hurts their hands or their feet.</p> <p>Set up some intricate activities to test the wonderful ways in which our hands and our feet work. Or watch a potter craft a pot or look at how a dancer uses their feet. <a href="https://www.youtube.com/watch?v=u3_CAVv8gDI">https://www.youtube.com/watch?v=u3_CAVv8gDI</a> <a href="https://www.youtube.com/watch?v=KtpJ0xFLOpU">https://www.youtube.com/watch?v=KtpJ0xFLOpU</a></p> <p>Look at verses 16-19 of the reading. I wonder what Paul means when he says, ‘<i>The foot might say, “I am not a hand. So I am not part of the body.” But saying this would not stop the foot from being a part of the body.</i>’ I wonder if this helps us to understand how our class can work better together.</p> <p>Sing an action song which uses hands and feet. Or learn some simple sign language <a href="https://www.youtube.com/watch?v=ColRm5HQGFg">https://www.youtube.com/watch?v=ColRm5HQGFg</a></p> <p>Say a thank you prayer where pupils offer the ideas for thanking God for what they can do with their feet and hands. Finish by thanking God for what they contribute to the whole body.</p>	<p><b>Celebrate our school body</b> <b>I Corinthians 12:12-27</b></p> <p>Use your celebration time to focus on what each person contributes to the ‘whole body’ of your school. Include everybody if you can, even people who might not usually come to worship.</p> <p>You could create a display, adding names and roles to a large ‘body’ to show that the school can only function if everyone plays their equally important role. <i>If each part of the body were the same part, there would be no body. But truly God put the parts in the body as he wanted them. He made a place for each one of them. And so there are many parts, but only one body.</i></p> <p>Spend some time praying for the different parts of your school body, especially anyone who might be ill (because if one part of the body suffers, then all suffer) and also giving thanks for the amazing part that everyone plays day by day.</p>  <p><i>You are the body of Christ! Each one of you is a part of it.</i></p>
---	---	---	---	---	--




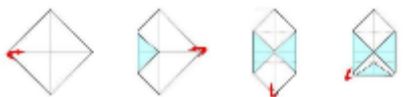

## Collective Worship Plan – Year B Term 6

*Please note: These are just ideas to support your own planning – please change, adapt and tweak for your school and children. You do not have to follow these plans exactly as they have been written. Please ensure you watch any video clips to ensure they are suitable for your context, and be aware of any copyright relating to resources/links.*

<p><b>Week 6</b></p> <p><b>Create a school display or class wordles to support worship. Make sure that there are plenty of opportunities to live out what is heard about love in the everyday life of the school.</b></p>	<p><b>Why is love so important?</b></p> <p><b>I Corinthians 13:1-3</b></p> <p>I wonder why love is so important. I wonder if you could finish the sentence ‘Love is...’.</p> <p>Although they go back some time, you could use some of the ‘Love is’ cartoons to think about how love shows itself</p> <p><a href="https://www.pinterest.co.uk/clkelly33/love-is/">https://www.pinterest.co.uk/clkelly33/love-is/</a> Some are not suitable for or accessible to children, others are and are also quite profound. Alternatively, you could use the idea of a wordle to take pupils’ ideas. An interactive display could be set up and added to as the week progresses.</p> <p>Paul wrote a letter to the people at the church in Corinth where they were not getting on with each other. They were arguing about which was the best gift from God (things they were able to do) and which of them had this gift. I wonder why Paul felt that he needed to write a letter to these people. I wonder why Paul wrote a long section of his letter about love.</p> <p>Use a bell and a cymbal to talk about why Paul says that love is important in v 1 as well as the other examples he gives. I wonder why Paul thinks that love is greater than knowledge...faith...feeding the poor. I wonder if you agree.</p> <p>This song takes up the message</p> <p><a href="https://www.youtube.com/watch?v=1LuJuwILLOg">https://www.youtube.com/watch?v=1LuJuwILLOg</a></p> <p>If love is so important, I wonder how you are going to show your love to others today. Pray for God’s help as you look for opportunities to do this today.</p> <p>Set up an area where people can write thank you for the love someone has shown them this week (use for the Friday celebration)</p>	<p><b>Love is patient and kind</b></p> <p><b>I Corinthians 13:4-7</b></p> <p>I wonder how you showed love to others after our worship yesterday/earlier in the week.</p> <p>Add ‘Love is patient’ and ‘Love is kind’ to your display or your wordle.</p> <p>The letter that Paul wrote explains the sort of love that he is urging the people in Corinth to show to one another.</p> <p>Two short clips that focus on ‘patience’</p> <p><a href="https://www.youtube.com/watch?v=qgeuGgODgv4">https://www.youtube.com/watch?v=qgeuGgODgv4</a></p> <p><a href="https://www.youtube.com/watch?v=b5mbIz98q1E">https://www.youtube.com/watch?v=b5mbIz98q1E</a></p> <p>Alternatively, you could present your own scenario.</p> <p>If we think about patience, I wonder what it means if ‘love is patient’. I wonder if you can think of times when you have been patient because you love someone. I wonder if there are other times when you have shown love that is kind.</p> <p>Take some time to be still, calm and quiet as these ways of ‘being’ can help with being patient – if you can be patient, then you have more chance of showing love that is patient.</p> <p>Send the verse of the day back to classrooms for staff to use as a prompt for behaviour and attitudes for the day.</p>	<p><b>Love is not jealous, it does not brag, and it is not proud.</b></p> <p><b>I Corinthians 13:4-7</b></p> <p>Extend your display/start a new wordle for ‘Love is not.....’. I wonder if we can work out what love is not as well as what love is.</p> <p>Here are some suggested clips to help to explore</p> <p>Jealousy</p> <p><a href="https://www.youtube.com/watch?v=YvJyD4yaWc">https://www.youtube.com/watch?v=YvJyD4yaWc</a></p> <p><a href="https://www.youtube.com/watch?v=zDKpk2X53kQ">https://www.youtube.com/watch?v=zDKpk2X53kQ</a> (up to 2 mins 20 secs)</p> <p>Boasting and Pride</p> <p><a href="https://www.youtube.com/watch?v=xGmsR5qr3s8">https://www.youtube.com/watch?v=xGmsR5qr3s8</a></p> <p>Your own scenarios would be equally helpful. It can also be useful to involve other adults in the school in sharing their experiences to help children understand that everybody experiences negative feelings sometimes.</p> <p>I wonder why love cannot be jealous or proud or boastful. I wonder if love is ever about me. I wonder if love should always be about other people.</p> <p>When talking about feelings that can cause worry and anxiety but which need to be explored, make sure that pupils know where to take those feelings within school – worry boxes, prayer areas etc knowing that adults will read them but not other children.</p> <p>Have a time for saying sorry for the times when we showed jealousy, pride or boastfulness and ask for that to be transformed into love that is patient and kind.</p>	<p><b>Love is not selfish, and does not become angry easily</b></p> <p><b>I Corinthians 13:4-7</b></p> <p>I wonder if we can think of any more things that ‘Love is not.....’.</p> <p>Explore selfishness through some of the stories that pupils know already or through</p> <p><a href="https://www.youtube.com/watch?v=PPu2JeWay3U">https://www.youtube.com/watch?v=PPu2JeWay3U</a></p> <p>or similar</p> <p>Pose a scenario where something happens and stop it where the person could get angry or take another course.</p> <p>I wonder how we can make sure that we are never selfish or angry towards those we love. I wonder how we make sure that we show the right kind of love to everyone that we meet. Love that is..... and love that is not.....</p> <p>Having spent the week thinking about love, reflect on one of the most famous sayings about love from Jesus</p> <p><i>The greatest love a person can show is to die for his friends (John 15:13)</i></p> <p>I wonder what Jesus meant by these words. I wonder how Jesus showed this love How did Jesus show the love that we have talked about this week in his life? I wonder why this verse is often written on war memorials.</p> <p>These are the words of I Corinthians 13 spoken by children</p> <p><a href="https://www.youtube.com/watch?v=oaKnASnoWUQ">https://www.youtube.com/watch?v=oaKnASnoWUQ</a></p> <p>I wonder what sort of love you will show to others today.</p>	<p><b>Celebrate</b></p> <p><b>Love always trusts, always hopes, and always continues strong.</b></p> <p><b>I Corinthians 13:4-7</b></p> <p>Base your celebration on the love that pupils and adults have been showing all week (see the suggestion for Monday)</p> <p>Perhaps you could design a special award and highlight certain acts of love based on the ‘love is’ and ‘love is not’ verses from the week – a bit like the Oscars with nominations and a winner.</p> <p><i>The nominations for love that is not selfish are....., the winner is.....</i></p> <div data-bbox="1877 890 2154 1043" style="text-align: center;">  </div>
---	---	---	---	---	---

## Collective Worship Plan – Year B Term 6

Please note: These are just ideas to support your own planning – please change, adapt and tweak for your school and children. You do not have to follow these plans exactly as they have been written. Please ensure you watch any video clips to ensure they are suitable for your context, and be aware of any copyright relating to resources/links.

<p><b>Week 7</b></p>	<p><b>Each day there is a practical idea for praying. Model the idea in worship and set up a prayer area to be used for the rest of that day so that the school day is started with the school having prayed together for each other and the world.</b></p>	<p><b>Never stop praying – always and everywhere</b></p> <p><b>I Thessalonians 5:17</b> <i>Never stop praying.</i></p> <p>I wonder where we can pray in school. I wonder what we are doing when we say or write a prayer. Remember that we can also offer prayers in our hearts and minds. Or we can use time to reflect on what we have been invited to consider.</p> <p>Paul prayed no matter what – all his letters begin and end with prayers and have prayers in between. Instead of saying ‘Dear ...’ to begin his letters, he says things like ‘I thank God for the help you gave me while I preached’.</p> <p>He says that we should never stop praying. I wonder what he means by that. There are lots of other things we have to fit into our lives. I wonder if he means that we should think about praying in different ways as much as we can to help us in our lives.</p> <p>This is an opportunity to remind pupils about different sorts of prayers, using the ideas of teaspoon prayers t-s-p thanks, sorry, please <a href="https://www.pinterest.co.uk/pin/111886371966103681/">https://www.pinterest.co.uk/pin/111886371966103681/</a></p>  <p>I wonder if you can think of a time when you have used the t or s or p prayer to help you during a school day.</p> <p>Model these 3 types of prayer in this act of worship and provide an interactive area in school for this to be an invitation to pupils to follow Paul’s example to never stop praying.</p>	<p><b>Philippians 1:3-4</b> <i>I thank God every time I remember you. 4 And I always pray for all of you with joy.</i></p> <p>I wonder if there is someone that you do not see all the time that you would like to thank God for. Take examples from adults and pupils for this question. We can remember people around us but Paul was talking about the people he could not see because he was in prison in Rome. I wonder what Paul means when he says that he prays for people with joy. I wonder if he was smiling when he said a thank you prayer for them. I wonder if we can remember to say thank you for people during the long summer holiday with joy.</p> <p>Model this invitational prayer idea for the day: Envelope Prayers with the name/s on them:</p> <p>The person praying will need a piece of paper about ten centimetres square and a pen. You will also need a large bowl / container with about two centimetres of water covering the whole bottom. Invite the children to make an envelope by folding the four corners of their piece of paper to the centre, just like the diagram. This will create four envelope flaps. Open the four flaps and invite the children to write a name in the middle of their envelope so that when they close it up again their prayer will be hidden inside. When all the children have written their prayers, get them to carefully fold the envelope flaps to hide their name. Invite the children to place their envelopes with the flaps facing up onto the surface of the water in the bowl / container. Watch while the envelope flaps gently open to reveal the person remembered with joy.</p> 	<p><b>I Timothy 2:1</b> <i>First, I tell you to pray for all people. Ask God for the things people need</i></p> <p>I wonder why we might need to ask God when someone else needs something. I wonder if there is any person or situation that we could pray for today. We can do that out loud or just in our hearts.</p> <p>Prepare some suggestions with images that are particular to your school – the local community and church, the charities you support, situations in the world that different classes might have been thinking about etc. These will mean that the prayers ideas will mean something to the pupils. Ask for their ideas and add them.</p> <p>Model this invitational prayer idea for the day: Prayer Square</p> <p>You will need a large flat cross, four prayer square templates using appropriate images and some pebbles. Lay the prayer square out on the floor as in the image. Invite the children to choose a pebble and place it on an image they want to silently offer a prayer for. They should sit quietly for as long as is comfortable and say a quiet Amen.</p> <p>This prayer area may need someone to explain/assist.</p>  <p>Larger image on p1 of term’s plans</p>	<p><b>The Grace</b> <b>II Corinthians 13:14</b> <i>The grace of the Lord Jesus Christ, the love of God, and the fellowship of the Holy Spirit be with you all. AMEN</i></p> <p>I wonder if you have heard or said this prayer before. I wonder if it reminds you of anything you have learnt about in your RE lessons. I wonder if the clue ‘3’ helps you to think of anything. Make sure pupil explore the idea of the Trinity here.</p> <p>The grace is the amazing love that Jesus gives even though we do not deserve it. The love of God comes to us as a father’s love to his children. The fellowship is the gift of the Holy Spirit helping us to live in unity with each other. Some Christians say this to each other as a blessing (a wish for happiness) especially at the end of a service or a meeting. Invite the community to say the words to each other. I wonder why it is important to say words of blessing to each other. I wonder if it made you feel cared for.</p> <p>Model this invitational prayer idea for the day: Blessing others</p> <p>Create an area with some examples of blessings that pupils can read and think about.</p> <p><a href="https://www.faithandworship.com/blessings_and_benedictions.html">https://www.faithandworship.com/blessings_and_benedictions.html</a></p> <p><a href="https://www.lords-prayer-words.com/famous_prayers/may_the_road_rise_up_to_meet_you.html">https://www.lords-prayer-words.com/famous_prayers/may_the_road_rise_up_to_meet_you.html</a></p> <p>Invite them to write ‘God bless....’ and add them to the display.</p>	<p><b>Celebrate prayer and reflection</b> <b>I Thessalonians 5:17</b> <i>Never stop praying</i></p> <p>Use this opportunity to ask pupils about the prayers and reflections they have offered this week.</p> <p>I wonder if you Said thank you Said sorry Said please this week in a prayer activity or in your heart or mind.</p> <p>I wonder if you had time to reflect on why some people pray and why it is important for them.</p> <p>Take the opportunity to share some of the prayers as appropriate. If possible, ask your church to pray the prayers with and for you.</p> <p>Sing or listen to songs that are based on prayers/blessings: <a href="https://www.youtube.com/watch?v=QcYzO8Y4PHO">https://www.youtube.com/watch?v=QcYzO8Y4PHO</a></p> <p>Make sure that you send the school out to their weekend or holidays with a blessing such as : <i>The peace of God be in our heart</i> <i>The grace of God be in our words</i> <i>The love of God be in our hands</i> <i>The joy of God be in our soul and in the song that our life sings.</i></p>
----------------------	---	---	---	---	--	---