



**WELCOME TO**

**YEARS 4&5**


**HOLLY CLASS**

*Wednesday 16<sup>th</sup> July 2024*

# Welcome to Holly Class

**Class Teacher – Mrs Wellby**


The children will also be taught by Miss Filfil on Fridays and Ms Lyle on a Tuesday morning




# English



**Shared Reading**  
**Writing**  
**Handwriting**  
**Spelling**



**Grammar and Punctuation**



# Celebrating Reading

- **Star Assessment** – assesses children’s levels in reading. This means that children will read books of suitable ability and interest. Once finished, they will take a quiz.
- Accelerated Reader awards
- Reading leaves
- Experts state that children who read at least 20 minutes per day and have a 90% comprehension rate (on their quizzes), will make accelerated progress in reading
- **The more that children read, the more progress they will make**

# English

- We will be using a range of resources such as 'The Literacy Tree' and Literacy Shed to support us in our teaching of writing, including grammar and punctuation.
- This will ensure that we have good quality texts throughout the years and that targeted grammar and punctuation expectations are always taught within English lessons, not just as discrete subjects.

	<b>Autumn</b> <b>Wisley trip</b> Non-chronological report based on trip		<b>Spring</b> British Museum trip Information writing based on Museum trip		<b>Summer</b> Cissbury Ring Newspaper report reporting on an from Local History of Findon/Cissbury Ring.	
Humanities Unit	Mayans	Local Geography	Vikings and Anglo-Saxon – Struggle for Kingdom of England	Italy	Local History – Cissbury Ring	Russia
						
	<b>Weslandia by Paul Fleischman</b> <i>Persuasive leaflet</i>  Harvest Festival – persuasive letters from Planet Earth to Humans	<b>Hidden Figures by Margot Lee Shetterly</b> <i>Non-chronological reports, job adverts, formal persuasive letters, informal letters, diary entries, character descriptions, opinion pieces</i>	<b>Boy with Bronze Axe - Change below?</b> <i>Biography/autobiography ; Information writing (Wikipedia page), letters of advice (formal), writing in role, interviews, persuasive speeches</i>	<b>Beowulf</b> <i>Character descriptions, newspaper report</i>	<b>Brightstorm by Vashti Hardy</b> <i>Newspaper report, diary entry</i>	<b>The Tempest – William Shakespeare</b> <i>Playscript; Setting description, character descriptions /comparisons, diary entry, dialogue</i>
						
Shared reading text	<b>O Maya Gods</b> by Maz Evans		<b>The Miraculous Journey of Edward Tulane</b> by Kate DiCamillo		<b>The Legend of Podkin One Ear</b> by Kieran Larwood	

# Spelling

- Spelling will be taught three days a week
- They will have a weekly dictation to test their spellings
- Children will be taught according to their year group
- Morning activities to support learning



# Reading Records



**Please read with your child as often as you can.**



**Reading Records – to be handed in fortnightly**





SCHOLASTIC BOOK CLUBS

# READING EVERY DAY...

...**CREATES** lifelong readers.

...**TEACHES** children to find adventure, ideas,  
and answers through books.

...**STRENGTHENS** relationships and creates memories  
as a family activity.

...**OPENS DOORS** through which children can learn  
about themselves.

...**BUILDS** a diverse vocabulary and strengthens  
fluency in reading.

...**ALLOWS** a child's imagination and creativity  
to blossom.


...**GIVES** children the tools needed to become  
successful students.

...**TAKES** the "scary" out of reading in the classroom.

...**HELPS** children make connections to new places,  
people, and concepts.

...**AWAKENS** children to the world around them.

**READ**  
Every Day  
Lead a Better  
**LIFE**



# Maths

- We will continue with NCETM (National Centre for Excellence in the Teaching of Mathematics).
- This focuses on fluency and understanding of mathematical facts before moving on to deeper thinking and reasoning.
- This should give all of our children a strong mathematical knowledge and support them throughout their primary education.
- Children will be taught in year groups.

# Times Tables Support

Year 4 Multiplication Check in June



TTRockstars  
Hit the Button  
Maths Factor



# Homework

- **Reading** every day (5 times a week). Please sign and comment in your child's reading record book every time they read at home. They will independently choose their reading book, based on their AR level.
- **Maths** – Number facts and fluency.
- **Topic homework** (fortnightly) – children will choose their activities from the grid they will be given at the start of the term.
- **Spellings** – words to be sent home to reinforce learning and help to learn spelling rule
- **Year 5** – Grammar activity



## Holly Class - Homework Grid

This grid is fortnightly – remember to practise your weekly spellings, maths and grammar (Y5 only), daily reading and times tables (Y4).

<p><b><u>HISTORY</u></b> Use your ICT skills to research the History of The Mayans and record your findings to share in class i.e. fact file, PowerPoint etc.</p>	<p><b><u>GEOGRAPHY</u></b> Draw a map of Europe, labelling all the countries.</p>	<p><b><u>SCIENCE</u></b> <b><u>Year 4</u></b> Produce a poster to teach a child about the seven life processes. <b><u>Year 5</u></b> Give examples of creatures found in the 5 animal groups: mammals, amphibians, reptiles, birds and fish. What are the characteristics of each group?</p>	<p><b>Your homework is due on...</b></p> <p><b>Half term –</b></p>
<p><b><u>HISTORY</u></b> Research a Mayan God then design your own God.</p>	<p><b><u>GEOGRAPHY</u></b> Find the capital cities of all the European countries.</p>	<p><b><u>ENGLISH</u></b> Write a diary extract about a day in the life of a Mayan child OR write a story about a Mayan child.</p>	
<p><b><u>HISTORY</u></b> Create a large timeline of major events that occurred during the Mayan civilisation.</p>	<p><b><u>GEOGRAPHY</u></b> Find the top 5 longest rivers and highest mountains in Europe.</p>	<p><b><u>COOKING</u></b> Design a recipe for a Maya family meal. What ingredients were available? Look on BBC Bitesize What did the Maya eat?</p>	
<p><b><u>ART</u></b> Explore some Mayan patterns / symbols and create a piece of work showing your findings</p>	<p><b><u>DESIGN AND TECHNOLOGY</u></b> Make a Mayan pyramid temple, using recycled materials.</p>	<p><b><u>ACTIVE BODY AND MIND</u></b> Create a poster using collage identifying activities/techniques to help you relax- avoiding tech!</p>	

**ALL HOMEWORK SHOULD BE COMPLETED NEATLY USING APPROPRIATE WRITING TOOLS.**

# Equipment

- Plastic water bottle (named)



- Lunch box



- PE kit (microtape for earrings)



- Reading book



- No pencil case needed



- **SMALL** rucksack



# **The Mornings**

- Gate is open at 8:40 am
- Your child will start the day with quiet reading / AR quizzing / spelling activity
- Register is taken at 8:50 am
- First lesson starts at 8:55am

# PE



Games will take place outside. Your child should bring in jogging bottoms for the colder months to stay warm.



PE is often indoors in the winter months, then outside for athletics in the summer.

<b>Outside</b>	<b>Inside</b>
<b>Friday</b>	<b>Monday</b>



# School Uniform

- All children wear green sweatshirts embroidered with the school logo
- Sweatshirts, polo shirts and T-shirts with the school logo may be purchased from school (PE kit in school every day)
- Trainers should not be worn to school (PE lessons and break times)
- No summer sling back open toed sandals
- Shoes should be black - no boots
- Coats (winter / wet weather)
- Long hair **MUST** be tied back (no big bows, hair accessories to match colours of school (red / green / neutral /black))

# Mid morning snack / lunch

- Children should bring a piece of fruit or something healthy as part of their mid-morning snack.
- No chocolate or sweets in packed lunches.
- No nuts



# **Sending things in to school**

- Trip money – in a labelled envelope.
- Birthdays – Sweets or cakes must be in individual packets. No homemade cakes please. These will be given out at the end of the day.



# Keeping in touch

- Messages
- Medical forms – must be completed
- Contacts – has the office got current numbers?



# Attendance

Attendance during one school year	Equals so many days absent	Which is approximately so many weeks absent	Means this number of lessons missed
95%	9	2 weeks	50
90%	19	4 weeks	100
85%	29	6 weeks	150
80%	38	8 weeks	200
75%	48	10 weeks	250
70%	57	11.5 weeks	290
65%	67	13.5 weeks	340

# **Attending every day matters!**

There is a very clear link between attending in all year groups and achieving well in school. In fact, **sustaining 96% attendance** means a pupil is more likely to reach the expected standard in both English and Maths than a pupil who is at 90%.

# Attendance

Mrs Sharrock will be writing a new attendance policy with the heads from the locality to ensure consistency across all the locals schools.

## PENALTY NOTICE FINES FOR SCHOOL ATTENDANCE IS CHANGING

### FIRST OFFENCE

1

The first time a Penalty Notice is issued for Term Time Leave or irregular Attendance the amount will be:

£160 per parent, per child if paid within 28 days  
Reduced to £80 per parent, per child if paid within 21 days.

2

### SECOND OFFENCE (WITHIN 3 YEARS)

The second time a Penalty Notice is issued for Term Time Leave or Irregular Attendance the amount will be:

£160 per parent, per child to be paid within 28 days. No reduced rate will be offered.

The following changes will come into force for Penalty Notice Fines issued after **19th August 2024**.

3

### THIRD OFFENCE AND ANY FURTHER OFFENCES (WITHIN 3 YEARS)

The third time an offence is committed for Term Time Leave or Irregular Attendance a Penalty Notice will not be issued, and the case will be presented straight to the Magistrates' Court. Magistrates; fines can be up to £2500 per parent, per child.

Cases found guilty in Magistrates' Court can show on a Parents future DBS certificate, due to failure to safeguard a child's education'.

### 10 SESSIONS (5 DAYS) OF UNAUTHORISED ABSENCE IN A 10-WEEK PERIOD

Penalty Notice Fines will be considered when there has been 10 sessions of unauthorised absence in a 10-week period.

**QUESTIONS**

The word "QUESTIONS" is rendered in large, bold, white, three-dimensional block letters with a slight drop shadow. It is centered horizontally and surrounded by a dense, colorful collage of various question marks and geometric shapes. The question marks and shapes are in a wide array of colors including red, orange, yellow, green, blue, purple, and pink. Some shapes are circles, some are squares, and some are question marks of different sizes and orientations. The background of the collage is white, and the entire graphic is set against a light peach background.